



**PORTFOLIO SIZE**

**Current Portfolio**

Certificate of Deposits (CD)	1,250,000.00
Money Market Accounts	71,532,664.64
Treasuries & Agencies	2,000,000.00
<b>\$</b>	<b>74,782,664.64</b>

**CURRENT HAPPENINGS**

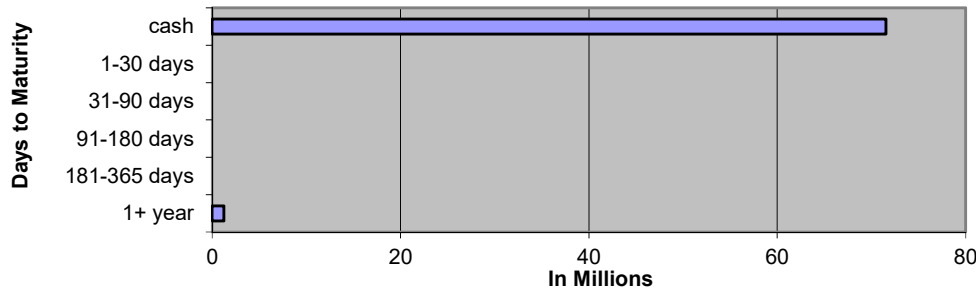
**2022 Revenue Year to Date\***

All Delinquent Taxes	318,089
Dog Licenses	4,131
Passports	2,396

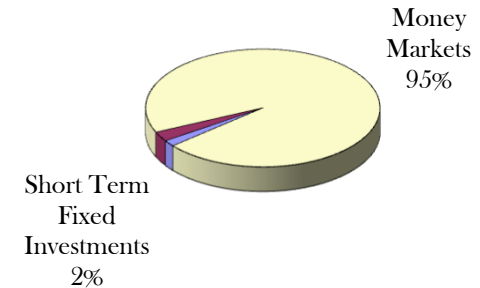
\*General Ledger Information/Cash basis

**DIVERSIFICATION**

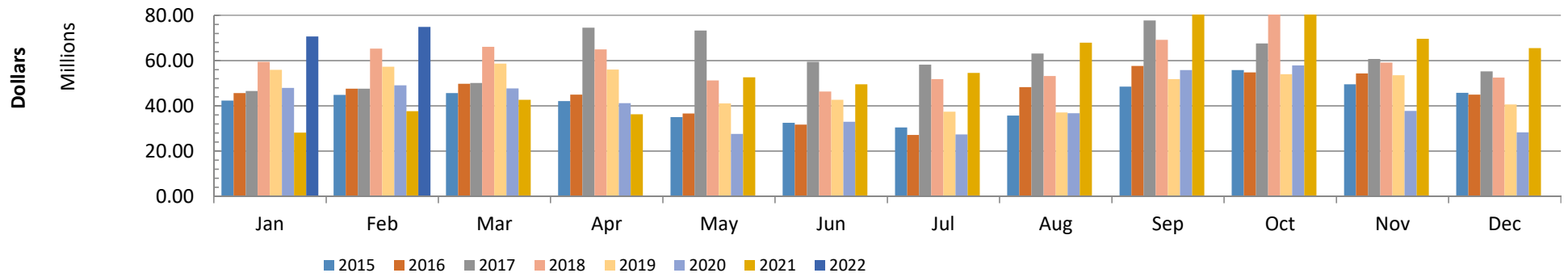
**Diversification by Maturity Date**



**Diversification by Investment Type**



**Historical Comparison by Month**



**FEBRUARY 2022 General Account Investments**

<b>CUSIP</b>	<b>Issuer</b>	<b>Par Value</b>	<b>Rate</b>	<b>Maturity Date</b>
<b>Certificates of Deposit</b>				
24000332	Ann Arbor State Bank	\$ 500,000.00	2.750%	4/20/2023
59452WAE8	Michigan Legacy	\$ 250,000.00	3.450%	11/9/2023
48128WGC3	JP Morgan Chase	\$ 250,000.00	1.100%	1/31/2025
07371CZL6	Beal Bank	\$ 250,000.00	1.750%	2/18/2026
	<b>Subtotal</b>	<b>\$ 1,250,000.00</b>		
<b>Cash/Money Markets</b>				
	Comerica Bank	\$ 37,089,602.01		
	Michigan CLASS	\$ 28,444,257.22		
	Michigan CLASS EDGE	\$ 2,998,497.19		
	Flagstar Bank	\$ 3,000,308.22		
	<b>Subtotal</b>	<b>\$ 71,532,664.64</b>		
<b>Treasuries / U.S. Agencies</b>				
3133ENKG4	Federal Farm Credit Bureau	\$ 2,000,000.00	1.470%	1/11/2027
	<b>Subtotal</b>	<b>\$ 2,000,000.00</b>		
	<b>Total</b>	<b>\$ 74,782,664.64</b>		

## February 2022 Monthly Pooled Interest

Account Name	Org. Key	Object Code	No. Days	Ending Balance	Average Balance	Average Interest	Monthly Interest	GL Entry CR	
Public Improvement	245000	000020	28	2,832,947.91	2,885,655.89	2,859,301.90	0.042%	\$92.12	245100-664000
Jail Millage	280000	000020	28	2,215,982.18	2,501,307.03	2,358,644.61	0.042%	\$75.99	280100-664000
DOA Millage	281000	000020	28	2,356,144.60	2,692,427.67	2,524,286.14	0.042%	\$81.33	281100-664000
Medical Care MOE	297100	000020	28	1,279,943.45	1,476,828.90	1,378,386.18	0.042%	\$44.41	297100-664000
Delinquent Real	616000	000020	28	13,741,425.43	15,164,168.92	14,452,797.18	0.042%	\$465.66	616100-664000
Delinquent Personal	618000	000020	28	194,901.88	186,365.48	190,633.68	0.042%	\$6.14	618100-664000
Worker's Comp	677000	000020	28	309,530.80	333,581.48	321,556.14	0.042%	\$10.36	677100-664000
Escheats	702000	000020	28	92,827.05	138,354.27	115,590.66	0.042%	\$3.72	702000-268010
				<b>23,023,703.30</b>	<b>25,378,689.64</b>			779.73	
Road Commission	201000	000020	28	755,654.20	3,814,940.78	2,285,297.49	0.042%	\$73.63	201100-664000
American Rescue Funds	211000	000020	28	10,708,653.13	7,360,635.11	9,034,644.12	0.042%	\$291.09	211253-664000
ROD Automation Fund	256000	000020	28	625,400.44	635,050.75	630,225.60	0.042%	\$20.31	256100-664000
Public Defender	260000	000020	28	2,274,751.55	2,142,023.55	2,208,387.55	0.042%	\$71.15	260230-664010
Joint Narcotics Forfeiture	267000	000020	28	188,912.45	184,251.44	186,581.95	0.042%	\$6.01	267100-664000
Lifeways MH Millage	282000	000020	28	481,822.90	532,784.53	507,303.72	0.042%	\$16.34	282100-664000
Animal Shelter	283000	000020	28	812,934.47	938,064.09	875,499.28	0.042%	\$28.21	283100-664000
Parks Millage	284000	000020	28	1,271,428.28	1,555,001.40	1,413,214.84	0.042%	\$45.53	284100-664000
Lake Columbia	365185	000020	28	6,087.85	5,588.01	5,837.93	0.042%	\$0.19	365185-664000
Vineyard Lake	365250	000020	28	2,754.19	2,754.26	2,754.23	0.042%	\$0.09	365250-664000
Airport Runway	365906	000020	28	1,343.06	1,343.10	1,343.08	0.042%	\$0.04	365906-664000
Southern Regional Intercept.	365916	000020	28	-218,079.94	-218,079.94	-218,079.94	0.042%	\$0.00	365916-664000
Lifeways 2015B series	365917	000020	28	15,734.49	99,322.40	57,528.45	0.042%	\$1.85	365917-664000
Parma Village LDFA	365920	000020	28	4,625.27	4,625.39	4,625.33	0.042%	\$0.15	365920-664000
Grass Lake Section 2002B	365924	000020	28	3,978.45	3,978.55	3,978.50	0.042%	\$0.13	365924-664000
Round/Farwell	365925	000020	28	11,434.97	11,435.27	11,435.12	0.042%	\$0.37	365925-664000
Rives Sanitary Sewer	365926	000020	28	498.60	498.61	498.61	0.042%	\$0.02	365926-664000
Road Dept Road Projects	365933	000020	28	270.87	270.88	270.88	0.042%	\$0.01	365933-664000
Sheriff Radio	365934	000020	28	1,695.18	1,695.22	1,695.20	0.042%	\$0.05	365934-664000
Building Authority Debt MCF	369472	000020	28	2,095.31	2,095.37	2,095.34	0.042%	\$0.07	369472-664000
Road Dept Road Projects	404276	000020	28	0.01	0.00	0.01	0.042%	\$0.00	404276-664000
JCDOT 2019 MTF Bond	407000	000020	28	13,896.82	13,897.19	13,897.01	0.042%	\$0.45	407276-664000
Fair	561000	000020	28	-173,294.75	-194,253.57	-183,774.16	0.042%	\$0.00	561100-664000
Preston Endowment	718000	000020	28	106,688.47	106,691.28	106,689.88	0.042%	\$3.44	
Preston RESTRICTED	718001	000020	28			0.00	0.042%	\$0.00	718100-664000
Drain	801000	000020	28	1,203,091.91	1,210,988.98	1,207,040.45	0.042%	\$38.89	801100-664000
Drain	802000	000020	28	52,347.75	42,754.81	47,551.28	0.042%	\$1.53	802100-664000
Lake Level	841000	000020	28	52,745.89	52,747.14	52,746.52	0.042%	\$1.70	841100-664000
Lake Level	842000	000020	28	3,433.87	3,168.76	3,301.32	0.042%	\$0.11	842100-664000
Vineyard Lake	851250	000020	28	427.24	427.25	427.25	0.042%	\$0.01	851250-664000
Spring Arbor Water	851911	000020	28	3,504.77	3,504.86	3,504.82	0.042%	\$0.11	851911-664000
Southern Regional Intercept.	851916	000020	28	1,421.76	1,421.80	1,421.78	0.042%	\$0.05	851916-664000
Parma Village Wastewater	851922	000020	28	0.03	0.03	0.03	0.042%	\$0.00	851922-664000
Round/Farwell	851925	000020	28	142.21	142.21	142.21	0.042%	\$0.00	851925-664000
Rives Sanitary Sewer	851926	000020	28	65.61	65.61	65.61	0.042%	\$0.00	851926-664000

**18,216,467.31      18,319,835.12**  
 \$ 41,240,170.61    \$ 43,698,524.76    \$ 42,469,347.69

\$601.53  
  
**\$1,381.26      Total Int Paid**

## FEBRUARY 2022 Monthly Pooled Unallocated Interest

Account Name	FUND	Beginning Balance	Ending Balance
Parks	208	253,114.94	366,040.20
Friend of Court	215	106,679.47	316,802.60
Golf Courses	218	170,164.94	327,455.84
Health department	221	1,957,363.74	3,392,712.86
Runway Project	246	0.00	0.00
Falling Waters	247	20,163.48	14,205.76
Sparks Park	248	-151,521.53	-105,460.29
Budget Stabilization	257	0.00	0.00
Concealed Pistol Licensing	263	183,554.20	208,078.61
PA Drug Enforcement	264	87,062.41	28,332.94
Sheriff Drug Enforcement	265	0.00	0.00
Omnibus Firefeiture	266	0.00	981.18
Law Library	269	1,730.41	6,022.41
CDB Grant	278	-1,220.40	610.20
Justice Training	285	47,339.80	42,845.38
FIA	290	0.00	0.00
Medical care facility	291	2,173,297.88	9,125,524.24
Child Care	292	771,850.27	1,264,884.36
Vetran's Trust	294	0.00	0.00
Airport	295	93,050.94	148,260.27
Equipment Fund	402	70,440.48	-224,476.31
Sheriff Equipment	466	0.00	0.00
Building Authority Construction	469	0.02	0.02
Delinquent Tax Administration	617	7,500.00	2,400.00
Land bank	620	226,762.92	228,597.26
Landscape Planning	649	23,661.79	23,661.79
DOA Endowment	717	81,586.29	83,619.98
Library Fines	721	47,128.03	103,758.10
Retirement	731	771,857.40	809,465.78
Circuit Court Trust	762	122,336.66	176,466.78
		7,063,904.14	16,340,789.96

**March  
2022**

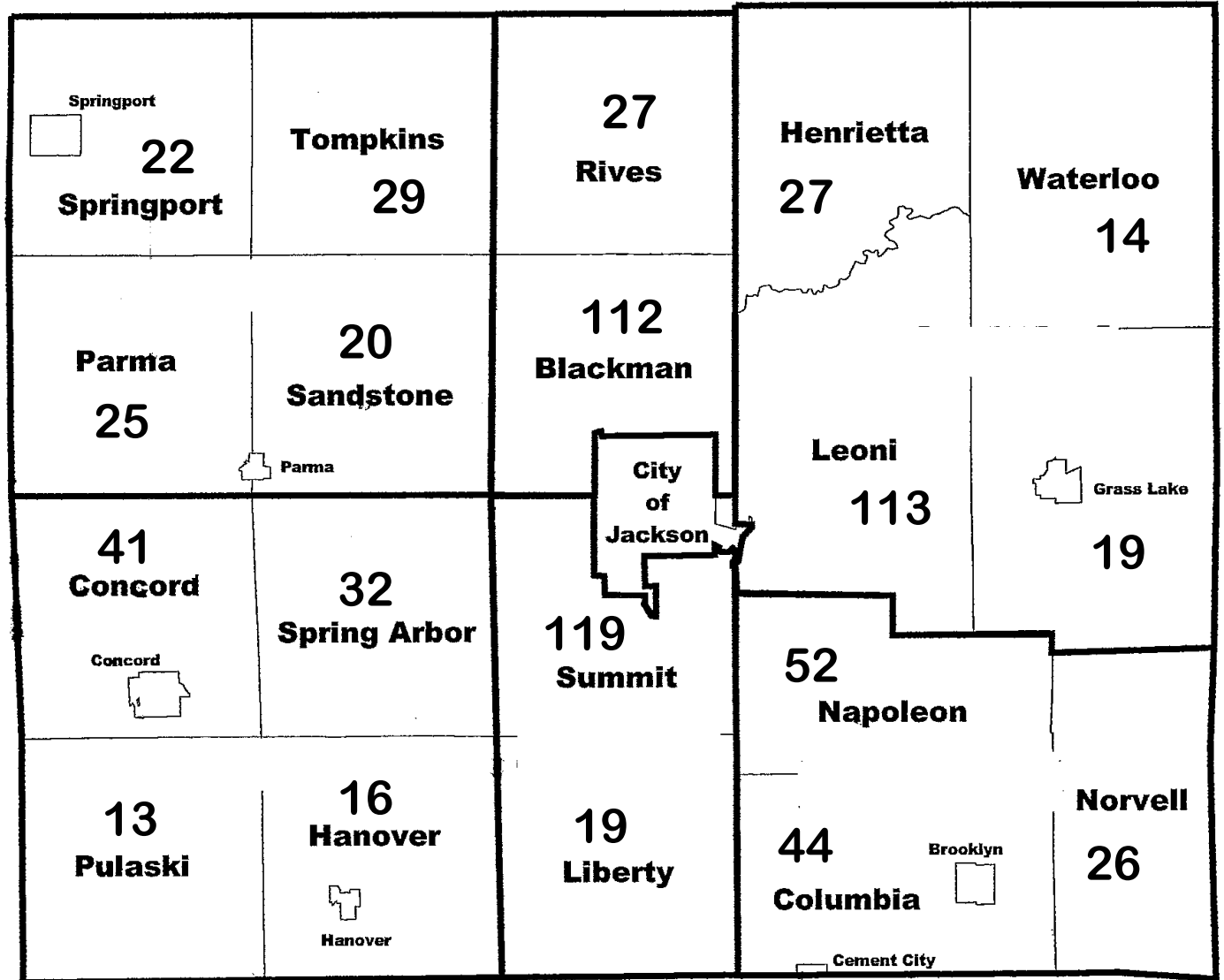
**2022 "NEW" Forfeitures  
Beginning 1,378**

1,378 - %

March 2021 - 2092

CITY  
1- 32  
2- 62  
3- 72  
4- 113  
5- 135  
6- 72  
7- 45  
8- 77  
  
Total 608

03-01-21 2,092  
03-01-20 2,161



Jan - 520  
Melissa - 411  
Hilary - 447

2022 FORFEITURE / 2023 FORECLOSURE																																			
Unit (Villages included with twp)	#FRF	Base Tax DLQ	PRE Parcels	Non PRE Parcels	#FRF	%	Base Tax DLQ	PRE Parcels	Non PRE Parcels	#FRF	%	Base Tax DLQ	PRE Parcels	Non PRE Parcels	#FRF	%	Base Tax DLQ	PRE Parcels	Non PRE Parcels	#FRF	%	Base Tax DLQ	PRE Parcels	Non PRE Parcels	#FRF	%	Base Tax DLQ	PRE Parcels	Non PRE Parcels						
																														Mar-22	Apr-22	May-22	Jun-22	Jul-22	Aug-22
Blackman	112	146,341.25	59	44		0%		0	0		0%		0	0		0%		0	0		0%		0	0		0%		0	0		0%		0	0	
Columbia	44	89,021.07	29	13		0%		0	0		0%		0	0		0%		0	0		0%		0	0		0%		0	0		0%		0	0	
Concord	41	55,569.15	25	12		0%		0	0		0%		0	0		0%		0	0		0%		0	0		0%		0	0		0%		0	0	
Grass Lake	19	36,580.35	14	12		0%		0	0		0%		0	0		0%		0	0		0%		0	0		0%		0	0		0%		0	0	
Hanover	16	29,494.48	20	8		0%		0	0		0%		0	0		0%		0	0		0%		0	0		0%		0	0		0%		0	0	
Henrietta	27	36,166.37	22	12		0%		0	0		0%		0	0		0%		0	0		0%		0	0		0%		0	0		0%		0	0	
Leoni	113	147,367.26	90	62		0%		0	0		0%		0	0		0%		0	0		0%		0	0		0%		0	0		0%		0	0	
Liberty	19	23,650.29	13	9		0%		0	0		0%		0	0		0%		0	0		0%		0	0		0%		0	0		0%		0	0	
Napoleon	52	71,493.34	34	19		0%		0	0		0%		0	0		0%		0	0		0%		0	0		0%		0	0		0%		0	0	
Norvell	26	44,267.27	12	10		0%		0	0		0%		0	0		0%		0	0		0%		0	0		0%		0	0		0%		0	0	
Parma	25	16,660.34	24	11		0%		0	0		0%		0	0		0%		0	0		0%		0	0		0%		0	0		0%		0	0	
Pulaski	13	24,551.55	11	9		0%		0	0		0%		0	0		0%		0	0		0%		0	0		0%		0	0		0%		0	0	
Rives	27	39,493.51	27	15		0%		0	0		0%		0	0		0%		0	0		0%		0	0		0%		0	0		0%		0	0	
Sandstone	20	52,259.10	28	13		0%		0	0		0%		0	0		0%		0	0		0%		0	0		0%		0	0		0%		0	0	
Spring Arbor	32	58,625.64	28	19		0%		0	0		0%		0	0		0%		0	0		0%		0	0		0%		0	0		0%		0	0	
Springport	22	35,543.58	19	12		0%		0	0		0%		0	0		0%		0	0		0%		0	0		0%		0	0		0%		0	0	
Summit	119	171,657.47	129	60		0%		0	0		0%		0	0		0%		0	0		0%		0	0		0%		0	0		0%		0	0	
Tompkins	29	39,105.73	30	18		0%		0	0		0%		0	0		0%		0	0		0%		0	0		0%		0	0		0%		0	0	
Waterloo	14	27,160.97	14	7		0%		0	0		0%		0	0		0%		0	0		0%		0	0		0%		0	0		0%		0	0	
City	608	732,871.10	426	282		0%		0	0		0%		0	0		0%		0	0		0%		0	0		0%		0	0		0%		0	0	
<b>Total</b>	<b>1,378</b>	<b>1,877,879.82</b>	<b>1054</b>	<b>324</b>	<b>0</b>		<b>0.00</b>	<b>0</b>	<b>0</b>	<b>0</b>		<b>0.00</b>	<b>0</b>	<b>0</b>	<b>0</b>		<b>0.00</b>	<b>0</b>	<b>0</b>	<b>0</b>		<b>0.00</b>	<b>0</b>	<b>0</b>	<b>0</b>		<b>0.00</b>	<b>0</b>	<b>0</b>	<b>0</b>	<b>0</b>	<b>0</b>	<b>0</b>		
			1,378			0%	-1,877,879.82	0			0%	0.00	0			0%	0.00	0			0%	0.00	0			0%	0.00	0			0%	0	0		
					-1378			0		0			0		0				0		0			0											
						Indicates no change from previous month total of						Indicates no change from previous month total of						Indicates no change from previous month total of						Indicates no change from previous month total of											